

HONDA[®]
WORLD'S LARGEST MOTORCYCLE MANUFACTURER

NH 80 LEAD



POWER
6.5ps

MAKING GO

The NH80 LEAD's built to take two with ease.

New-design, good looking rear vision mirrors give clear rear view.

Attractive, flush fitting headlight and indicator panel also provides efficient hand protection.

Oversize front shield protects rider's clothing from mud and rain, lets you dress how you want not how the scooter dictates.


Hydraulic damper front and rear suspension handles any load with ease.

Comfortable, natural riding stance with room to spare even when 2-up.

Long, comfortable seat seats two in all-day comfort. Plenty of length, width and padding.

Big, high-visibility tail/stoplight for easier recognition in daylight conditions.

New-design torque sensor equipped V-matic transmission handles 2-up riding with ease.

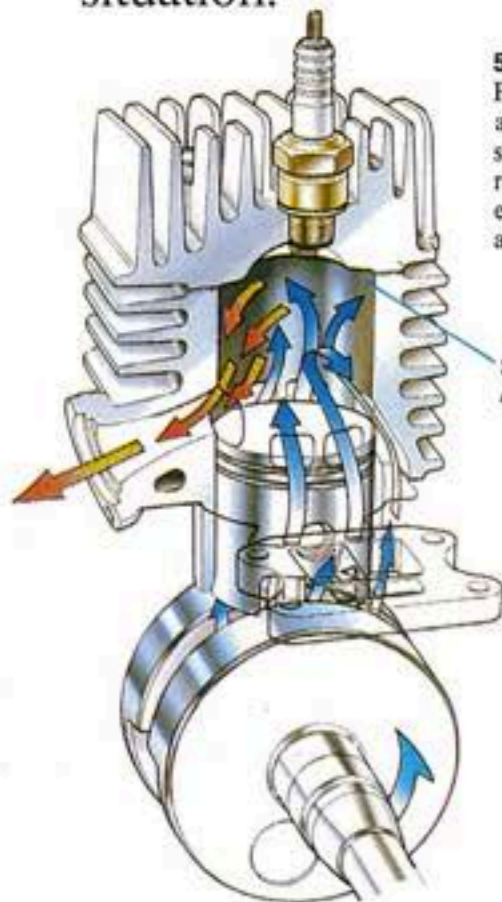


GOOD FRIENDS BETTER

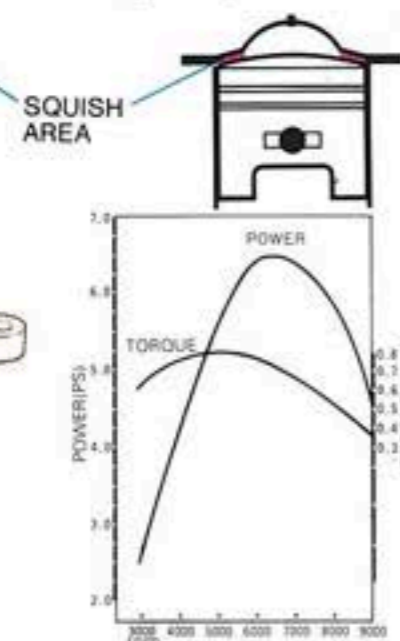
So call a friend, make a date and find out how much more enjoyable 2-up scooting can be. Honda's got the power to literally carry you away.

6.5PS HIGH TORQUE ENGINE

Honda has done it again. For the first time ever a 5-port cylinder on a scooter engine. Exceptional combustion efficiency gives unbelievable high power, high torque output. The benefits are many. Unbeatable acceleration for quick getaways. Instantaneous response for no-sweat passing. And, when combined with Honda's new-design torque sensor equipped V-matic transmission, hill climbing possibility and 2-up performance previously only dreamed about. All-new transmission system employs a V-belt, wide ratios and forced air cooling to ensure you're always getting the right power for the situation.



5-PORT ALL NEW CYLINDER
Fresh gas charge enters ports at differing angles and speeds efficiently expelling remaining exhaust gases and enhancing thorough mixing for added torque and power.



FRESH EXCITING NEW DESIGN

Scootering takes you to many new and exciting places. And the LEAD's at home anywhere. With its slim, fresh new styling, bright colouring and host of convenience features. It matches your mood be it jeans, skirt or suit and turns heads in even the best company.

12VOLT HIGH PERFORMANCE ELECTRICS

Scootering efficiency hits a new high with a full complement of high-power electrics. Electric

starter, 25 watt headlight, accurate electric fuel gauge, high visibility indicators and oil level indicator with bulb check. For added convenience, key switch is also one-touch fork lock.

NO-FUSS RIDING FEATURES

Scootering is a simple pleasure. And Honda's made it even more so. With such features as pointless CDI, electric starter, auto-choke and auto-cock fuel system. Low maintenance is emphasized everywhere and where necessary is as simple as possible.



Long, comfortable seat



Folding pillion pegs



ComCast



High visibility lighting



Combined ignition/fork lock



Locking glovebox



Underseat pocket



Locking seat



NH80LEAD Specifications

Engine	2-stroke
Bore & Stroke	48×44mm (1.89×1.73in)
Displacement	79.5cm ³ (4.85in ³)
Compression Ratio	7.0 : 1
Max. Horsepower	6.5PS/6,500rpm
Max. Torque	0.8kg-m/5,000rpm
Ignition	Capacitor Discharge
Starting System	Electric
Transmission	V-matic
Dimensions (L×W×H)	1,675×665×1,070mm (65.94×26.18×42.13in)
Wheelbase	1,170mm (46.06in)
Seat Height	710mm (27.95in)
Ground Clearance	110mm (4.33in)
Fuel Capacity	5.3lit (1.4 US, 1.17 IMP gal)
Wheels	ComCast
Tires Front/Rear	3.50-10
Suspension Front	Bottom link/hydraulic damper
Suspension Rear	Unit swingarm/hydraulic damper
Brakes Front	Leading/trailing drum
Brakes Rear	Leading/trailing drum
Dry Weight	73.7 (158.73lb)

Honda machines sold in your area are those most suited to local conditions. Specifications and appearance may differ slightly depending on markets and are subject to change without notice. For details, please consult your nearest Honda dealer.

HONDA[®]
HONDA MOTOR CO., LTD. TOKYO, JAPAN

Your authorized HONDA dealer:

Ride alert. Dress right. Always wear a helmet
and eye protection. Enjoy safe motorcycling.

NOTE: This brochure includes illustrations, information and technical specifications which are not applicable to the Australian market.

Models distributed in Australia are designed to comply with Australian Design Rule Standards and for this reason, items shown in this brochure may not be correct. Colour availabilities may also vary.

Prior to purchase you should consult your authorised Honda motor cycle dealer to ascertain current specifications and model features.

